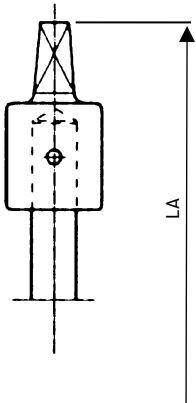
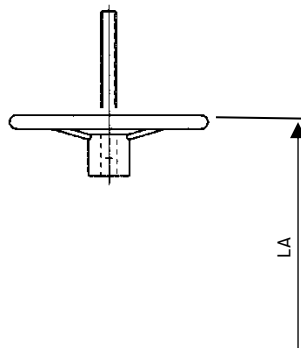


WEY KNIFE GATE VALVES

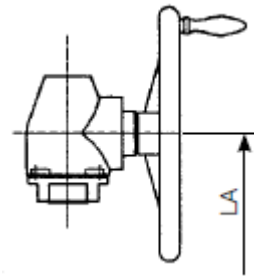
Actuators and Accessories



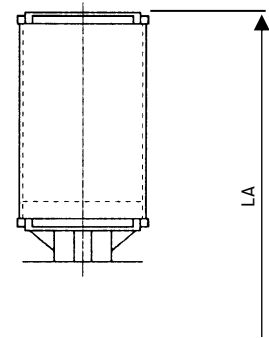
Square nut



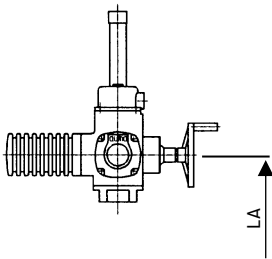
Handwheel



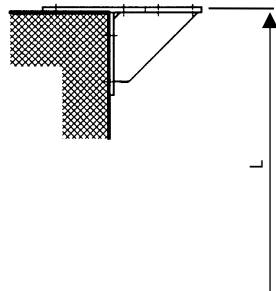
Bevel gear with handwheel or crank handle



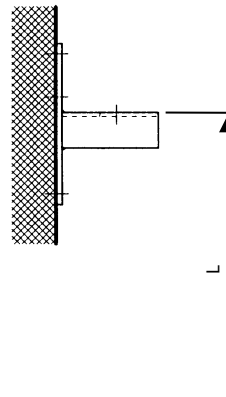
Cylinder pneumatic or oil-hydraulic



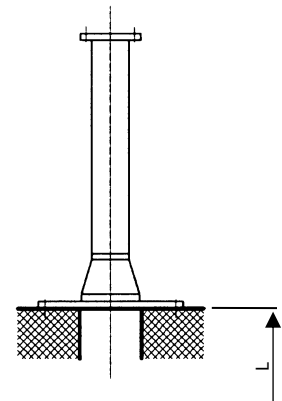
Electric actuator



Top wall bracket



Wall bracket



Floor stand

LA = Dimension from center line pipe to top of actuator
L = Dimension from center line pipe to operating floor level

Special slide couplings can be provided for all stem extensions of non-rising design to compensate for site discrepancies.

Floor stands can be provided with complete limit switch kits and also with a position indicator scale, upon request.