

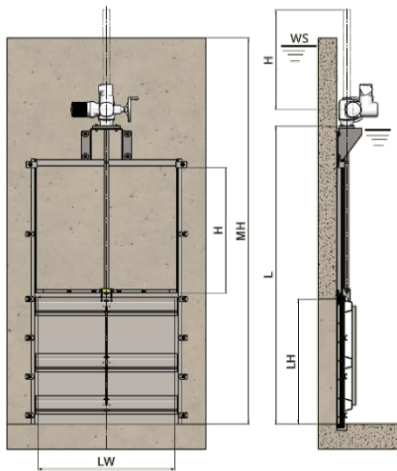
Project:

Item No.

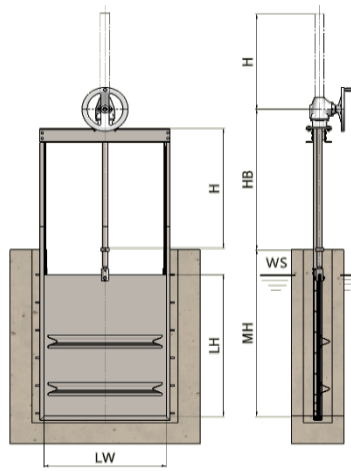
Ticket ID:

Quantity:

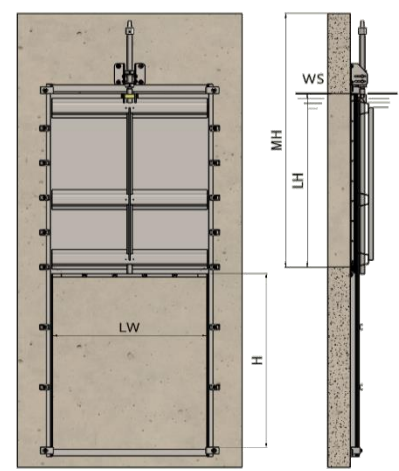
Construction



4 sides tight



3 sides tight



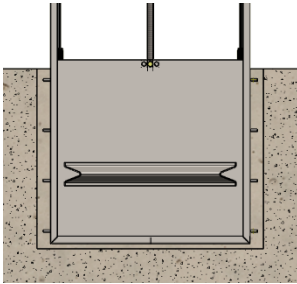
3 sides tight, lowering

LW	width		mm
LH	height		mm
H	stroke		mm
MH	wall height		mm
WS	max. water pressure		mm
HB	operating height		mm
Stem execution		rising	non rising
Bottom part		screwed	embedded

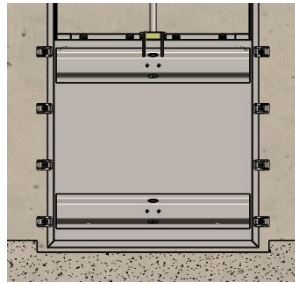
AUMA actuator (exeution)

AUMA SA	AUMA SAR (Ex)
AUMA SAR	AUMA MATIC AM (Ex)
AUMA MATIC AM	AUMA AUMATIC AC (Ex)
AUMA AUMATIC AC	EWG
AUMA SA (Ex)	MWG

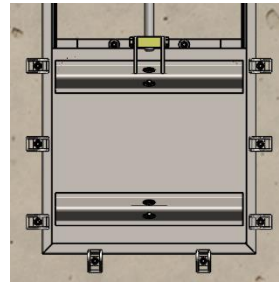
Installation method



embedded



2 sides anchored



3 sides anchored

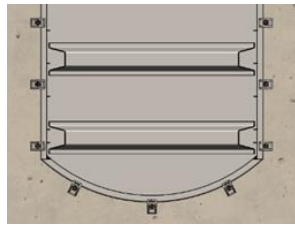


channel mounting

Bottom profile




straight bottom profile



slant / circular profile

Actuator



Square nut with T-key




Handwheel



Bevel gear box



Electric actuator



Pneumatic/
Hydraulic cylinder

Special location of actuator needed

